

COMMERCIAL STACK DRYERS



Featuring Mechanical Controls



Solid Doors,
Order Kit #4396720



CSP2760TQ—27" Electric Stack Dryer with Dual Metercase CSP2761TQ—27" Gas Stack Dryer with Dual Metercase

Machine Accepts the Following Compatible Payment Systems (not included):

- Coin Slide
- Retrofit Coin-Drop
- Retrofit Card Reader
- OPL Push-to-Start Kit (No Coins Needed)
- 7.4 Cu. Ft. Drum Capacity
- Push-Button Controls
- 3 Cycles: Regular/Heavy (High Heat), Permanent Press (Medium Heat), and Knits/Delicates (Low Heat)
- Balanced Airflow System
- Large Removable, Door-Mounted Lint Screen
- Front Service Accessibility
- 3-Way Venting Upper Dryer (Back and Sides), 4-Way, Multi-Vent Options Lower Dryer (Back, Bottom, and Sides)

- Powdered Paint Top and Cabinet, Removable In-Door Lint Filters, T40 Torx® and Pin Security Kit Included
- Electric Model (2) Elements Rated at 5600 Watts, 240-Volt; (2) 30 Amp Circuit Breakers Required
- Gas Model (2) 22K BTU Burners
- Two Motors: 1/3-HP Motor with Built-In Overload Protector; Centrifugal Switch Turns Off Heating Element When Motor Stops
- Electric Models Require 2 Power Cords (Sold Separately)
- Gas Models: Order 2 LP Conversion Kits, Part #49572
- Mechanical Dual Metercase Money Acceptors Not Included (2 Required)
- **3-Year Limited Parts Only Warranty***

*Call 1-800-N0-BELTS for warranty details.

SAVE SPACE

Stacked unit gives you double drying capacity in limited space.

FOR YOUR CUSTOMERS

- Large 7.4 Cu. Ft. Capacity
- 3 Cycle Options: Regular/Heavy, Permanent Press and Knits/Delicates
- Fabric Protection Cool-Down Care
- Easy-to-Follow Console Instructions
- 180° Wide-Opening Side-Swing Door Allows for Convenient Access

IMPROVED AIRFLOW SYSTEM

- Blower Housing Wave Insert Increases Air Velocity up to 10%
- Increases Efficiency, Heating Element Lifespan and Improves Fabric Care**



** Results per Whirlpool dryer testing conducted 07/03 – 08/04.

SINGLE OPERATING THERMOSTAT

For simple accurate temperature control.

LARGE CAPACITY METERCASE

- Larger Coin Box for Reduced Collections
- Accepts Coin Slide, Coin-Drop and Card Reader Configurations

FLEXIBILITY

New strengthened control panel collar features the same large capacity coin box and removable money acceptor adapter plate as our freestanding models.

COMMERCIAL STACK DRYERS

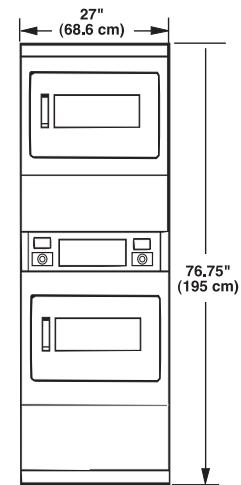


Featuring Mechanical Controls

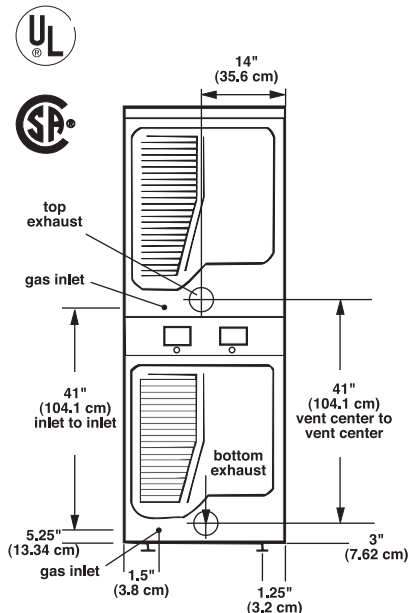
Whirlpool® Commercial Stack Dryers Mechanical Controls

DRYER SPECIFICATIONS		
MODELS	CSP2760TQ†	CSP761TQ††
GENERAL INFORMATION		
Stainless steel look push-button console, powdered paint cabinet, improved collar assembly featuring cam lock console, taller profile and improved security metercase integral with collar, 2 coin box and money acceptor openings, T40 Torx® & Pin security included, removable in-door lint filters. Upper and lower dryers may use different money acceptors at the same time. 3-way venting upper dryer, 4-way lower dryer.	Dual Metercase Accepts the Following Payment Systems: Coin Slide Retrofit Coin Drop Retrofit Card Reader OPL Push-To-Start	Dual Metercase Accepts the Following Payment Systems: Coin Slide Retrofit Coin Drop Retrofit Card Reader OPL Push-To-Start
DRUM VOLUME	14.8 Cu. Ft. (7.4 Cu. Ft. Per Drum)	14.8 Cu. Ft. (7.4 Cu. Ft. Per Drum)
MOTOR	Two 1/3-HP Motors with Built-In Overload Protector, 5.9 Amps Max Rating	Two 1/3-HP Motors with Built-In Overload Protector, 5.9 Amps Max Rating
ELECTRICAL REQUIREMENTS	3 or 4-Wire Nominal 240/208 Volt, 60 Hz, A.C. Standard 30 Amp Breaker/Fuse Branch Circuit per Drum Dryer (Subject to Local Codes)	Nominal 120 Volt, 60 Hz, A.C. Standard 15 Amp Breaker/Fuse Branch Circuit per Dryer Drum
HEATER TYPE	Electric	Gas*
HEATER/BURNER RATING (Add 500 Watts Approx. for Motor on all Dryer Models)	2 Heaters Rated at 5600 Watts per Dryer (11.2 KW Total)	2 Burner Assemblies Rated at 22,000 BTU per Dryer (44,000 BTU Total) Natural Gas
OPERATIONAL AMPERAGE (Does Not Include Control or Gas Valve)	Motor – 4.0 Amps No Load per Motor 8 Amps Total Heater 23.33 Amps @ 240V x 2, 54.66 Total	Motor – 4.0 Amps No Load per Motor 8 Amps Total
SHIPPING WEIGHT (Estimate)	294 Lbs.	300 Lbs.
DIMENSIONS		
Width – in. (cm)	27 (68.6 cm)	27 (68.6 cm)
Depth – in. (cm)	28.5 (72.39 cm)	28.5 (72.39 cm)
Height – in. (cm)	76.75** (195 cm)	76.75** (195 cm)
*Burner orifices are available for manufactured, natural, mixed and LP gas with varying BTU ratings. ** (height at metercase top) †Power cords on electric models sold separately. ††LP Conversion Kit: 49572. Energy information is available online at www.whirlpoolcommerciallaundry.com/products		

Dimensions are for planning purposes only. For complete information, see installation instructions packed with product.



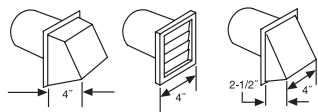
FRONT VIEW



BACK VIEW

Exhaust Information

All dryers require the equivalent of a 4-inch diameter exhaust duct. Rigid metal duct is recommended. Failure to properly exhaust the dryer will result in improper operation.



27" & 29" Dryer Venting Requirements

# of 90° turns	4" Hood		2 1/2" Hood	
	Maximum length of 4" diameter rigid metal duct			
0	64 Ft.	58 Ft.	36 Ft.	28 Ft.
1	54 Ft.	48 Ft.	31 Ft.	23 Ft.
2	44 Ft.	38 Ft.	27 Ft.	19 Ft.
3	35 Ft.	29 Ft.	25 Ft.	17 Ft.
4	27 Ft.	21 Ft.	23 Ft.	15 Ft.



3-YEAR LIMITED PARTS ONLY WARRANTY

For a period from the date of original purchase through the time listed above, the designated parts that fail in normal commercial use will be repaired or replaced free of charge for the part itself, with the owner paying all other costs, including labor, transportation and customs duty. Chemical damage is excluded from all warranty coverage. See complete warranty for details.

To Locate a Distributor Near You, Please Visit www.whirlpoolcommerciallaundry.com/distributor, or call 1-800-NO-BELTS

TORX is a registered Trademark of Textron Industries, Inc.

®Registered trademark/™Trademark of Whirlpool, U.S.A. ©2010 Whirlpool Corporation. All rights reserved.

Whirlpool Corporation • Benton Harbor, Michigan 49022 U.S.A.