



Maximum Performance



**TAKING CARE OF YOUR
TOUGHEST LAUNDRY CHALLENGES.**

UNIMAC.COM


UT SERIES 120-200 LB TUMBLE DRYERS

MAXIMUM PERFORMANCE WITH MORE CONTROL

Quality results are the goal of your on-premises laundry. However, you also want advanced functionality and access to the data that enables you to better manage your resources. UniMac[®] Premium tumble dryers deliver exceptional performance along with our legendary durability, while offering complete control of the operation.

LOWER YOUR COSTS WITH UNIMAC

Drying cycles are usually 30 percent longer than wash cycles. Reducing dry times to match wash times enables you to run your laundry at maximum efficiency. Our dryers are designed for fast drying, while balancing energy costs. With more than 70 years of dryer engineering experience, we have found the perfect balance between drying time and actual Btu usage to conserve energy, maximize throughput and lower labor costs.



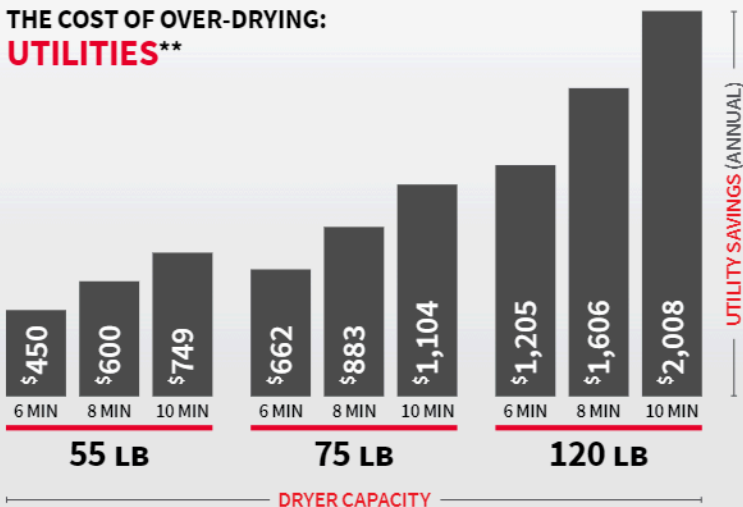
OPTidry™

OVER-DRY PREVENTION TECHNOLOGY*

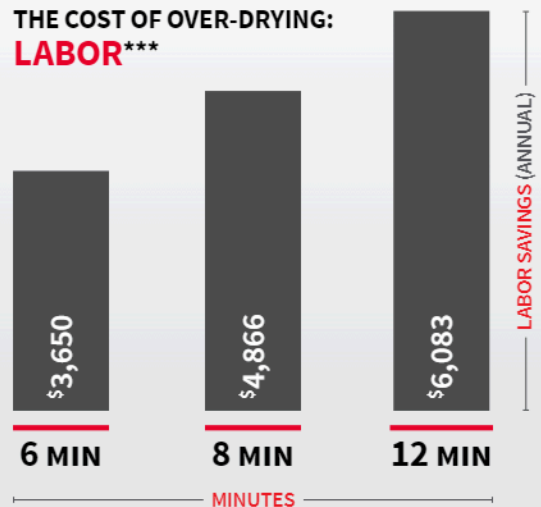
UniMac's optional OPTidry system takes efficiency further by eliminating costly over-drying. Removing over-drying from your laundry not only reduces utility expenses, but also curbs labor costs and extends linen life, saving up to thousands of dollars annually.

OPTIDRY SAVES AN AVERAGE OF 8 MINUTES PER LOAD. WHAT WOULD 8 MINUTES PER LOAD SAVE YOU?

THE COST OF OVER-DRYING: UTILITIES**



THE COST OF OVER-DRYING: LABOR***



* OPTidry™ is available for tumble dryers with UniLinc Touch and select M Series control packages.

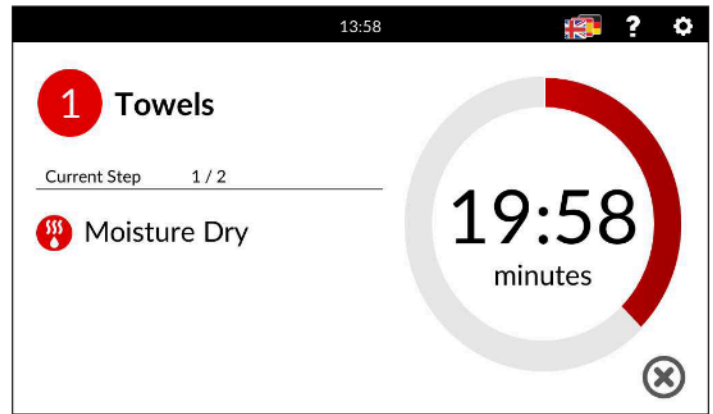
** Based on 10 loads/day, seven days/week and \$1.10/therm

*** Based on seven days/week and \$10/employee hour

UniLinc™ Touch

EASE OF USE drives the ultimate user experience in on-premises laundry with the UniLinc™ Touch control. UniMac's premium control brings simplicity, flexibility and intelligence to every laundry room.

Perfectly matched to UniMac's industrial performance and longevity, the UniLinc Touch control takes industry leading value and lowest total cost of ownership to the next level.



BRIGHT, CAPACITIVE TOUCH SCREEN
with clear cycle navigation



34 LANGUAGE OPTIONS
enabling staff members to operate the machine in their first language



STREAMLINE THROUGHPUT
with an easy-to-read main screen cycle countdown timer, complimented by a count-up timer upon completion of the cycle



SEAMLESS USER EXPERIENCE
with control continuity from the washer-extractor to the tumble dryer



STAFF TRAINING
is quick and simple with this intuitive control



SET-UP, PROGRAMMING, AND TROUBLESHOOTING
simplified with easy-to-understand notifications



DIAGNOSTICS AND MACHINE AUDIT DATA
identify and resolve errors faster, reducing downtime and service costs



M SERIES CONTROL

This customizable control allows any combination up to 30 auto-dry and time-dry cycles to be saved, providing easy user interface.

C.A.R.E.™

In the unlikely event of a linen fire within the cylinder, our optional Combustion Automated Response Equipped (C.A.R.E.) system, a multiport water manifold system, will saturate the linens in the cylinder. It can also activate an alarm at a remote location.

C.A.R.E.™ is available for tumbler dryers with UniLinc Touch and select M Series control packages.



Proudly based in Ripon, Wisconsin, USA, UniMac is dedicated to research, development and testing to provide equipment that delivers industrial strength and long-lasting quality. Our products undergo a 5-stage product-development process and are pushed beyond their limits in our state-of-the-art test lab to ensure they exceed the toughest demands of the commercial environment and meet our customers' highest standards.

SINGLE TUMBLE DRYERS

SPECIFICATIONS		UT120	UT170	UT200
Control Options		UniLinc Touch, M Series	UniLinc Touch, M Series	UniLinc Touch, M Series
Capacity - lb (kg)		120 (55)	170 (77)	200 (90)
Overall Width - in (mm)		46.4 (1180)	53.2 (1350)	53.2 (1350)
Overall Depth - in (mm)		68 (1725)	69.8 (1775)	74.9 (1900)
Overall Height - in (mm)		85.7 (2175)	94 (2390)	94 (2390)
Cylinder Diameter - in (mm)		44 (1120)	50.8 (1290)	50.8 (1290)
Cylinder Depth - in (mm)		41 (1040)	42.5 (1080)	50 (1270)
Cylinder Volume - cu ft (liters)		36.1 (1020)	49.8 (1410)	58.6 (1660)
Door Opening Size		27 (686)	27 (686)	27 (686)
Water Inlet Size (C.A.R.E.™ System)		(1) 3/4"-11 1/2" NH Hose Connection	(1) 3/4"-11 1/2" NH Hose Connection	(1) 3/4"-11 1/2" NH Hose Connection
Energy Data	Gas	270,000 Btu/hr	395,000 Btu/hr	425,000 Btu/hr
	Steam	334,750 Btu/hr	502,125 Btu/hr	502,125 Btu/hr
	Electric	60 kW	-	-
Utility Connection - in (mm)	Gas	1 NPT	1 NPT (13)	1 NPT (13)
	Steam	0.75 NPT	0.75 NPT (inlet), 1 NPT (outlet)	0.75 NPT (inlet), 1 NPT (outlet)
Air Outlet - in (mm)		10 (254)	12 (305)	12 (305)
Motor - HP (W)	Fan	1.5	1.5	1.5
	Cylinder	1.5	1.5	1.5
Airflow - cfm		1400 (660)	2150 (1010)	2150 (1010)
Electrical Specifications - Amps	Gas & Steam			
	Q 200-240V/50-60/3	7	11	12
	N 440-480V/50-60/3	4	6	6
	Electric			
	G 230-240V/50-60/3	147	-	-
L 460-480V/50-60/3	75	-	-	
Shipping Dimensions Approx - in (mm)	Width	48 (1220)	52.1 (1320)	52.1 (1320)
	Depth	71.5 (1820)	73.8 (1870)	81.3 (2070)
	Height	90 (2290)	99 (2510)	99 (2510)
Net Weight - lb (kg)	Gas	1220 (555)	1400 (635)	1550 (705)
	Electric	1250 (565)	-	-
	Steam	1330 (605)	1550 (705)	1700 (770)
Standard Shipping Weight - lb (kg)	Gas	1290 (585)	1480 (670)	1630 (740)
	Electric	1320 (600)	-	-
	Steam	1400 (635)	1630 (740)	1780 (805)
Agency Approvals		CSA	CSA	CSA

TO LEARN MORE OR TO FIND A DISTRIBUTOR IN YOUR AREA, VISIT UNIMAC.COM
ALLIANCE LAUNDRY SYSTEMS - SHEPARD ST, RIPON, WI 54971 - 1.800.587.5458

Consult your UniMac distributor for details. For the most accurate information, the installation guide should be used for all design and construction purposes. Due to continuous product improvements, design and specifications subject to change without notice. The quality management systems at Alliance Laundry Systems are registered to ISO 9001.